


Diocese
of Truro



Diocesan Board of Education
The Learning Mosaic

2009

Lighting the Candle

For further
information
please
contact:

Sian Yates
Board of
Education,
Diocesan
House,
Kenwyn
Truro
TR1 1JQ
01872
247214

Training Children to
become
Collective Worship
Helpers in
Schools



Introduction



This scheme challenges young people to think about the Collective Worship they experience in schools and to play an active and thoughtful part in it. Although it is intended to be used with students in upper Key Stage 2 it would be possible to adapt the challenges to suit both students in Secondary school and younger children.

Each of the three levels, bronze, silver and gold, contain four sections.



Section 1: A Sense of Space

This allows children to think about where they worship and challenges them to think about how they can create a space which will aid their experience of worship.



Section 2: A Sense of Community

The second section of each level allows pupils to explore what it means to worship with others and what it is to be part of a community.



Section 3: A Sense of Wonder

This section enables youngsters to reflect on their own spirituality, to consider the role of quiet reflection and the place of activity as a response to worship.



Section 4: A Sense of Christian Tradition

This section is an investigative one, in which youngsters can research the wealth of Christian literature which has been handed down in the form of prayers, scriptures, poems and songs. Through exploring these traditions children can explore what resonates with them and think about writing their own responses.

As part of these units a child will be encouraged to take part in the school's collective worship in a practical leadership role. The practical element will increase as children progress through each level and may take place in either school or church worship.

For example, dependent on the ability of the child, a child may:

- Light the candle
- Announce a song
- Lead a prayer
- Partake in dance/drama
- Arrange the physical focus

By working through these sections at different levels children will develop:

- Leadership skills
- Tools for organization
- Understand different components of worship and the importance of order, pattern and silence
- An awareness of their own spiritual journey
- An understanding of their personal preferences in worship
- A respect for the preferences of others
- An awareness of what helps them to worship God
- Speaking and listening skills
- Social interaction

By working through this material the staff and governors can review the effectiveness of the school's worship policies and practices and the impact that collective worship has on pupils.

The material will allow the staff and governors to become increasingly aware of the power of collective worship to inspire and unite the whole school community in its corporate vision.

It gives members of the local church a structured role to enable them to engage in the journey alongside the children and to recognise the authenticity of worship within the school.

Whilst using this pack please respect the integrity of the responses of individuals.

How to Use This Resource

- Self selecting club led by : school staff or church members with training, by head as a way of exploring their vision and showing commitment to the centrality of worship within the school
- To provide material for a focus day for pupils and staff
- To inform the National Society Toolkit and provide evidence for SIAS
- As an aid to help the whole school understand the purposes of collective worship within the school, for example using circle time
- As a way of developing class worship
- Linking with RE units—as a way of exploring how and why people worship

Recognising Achievement

- Each school will assess for itself whether or not a child has achieved the different levels
- Children will use the pupil handbook to record their work and assess their learning

Presenting the Awards

Ideally the bronze certificate should be presented in school, the silver certificate should be presented by a member of the church community in church and the gold certificate at a diocesan occasion or by a bishop or diocesan representative



BRONZE

A Sense of Space:

A special place to think and pray

In this section we look at the environment in which we worship and think about how our surroundings affect how we feel.



Questions to ponder:



- ? Where is Collective Worship (Assembly) held in your school ?
- ? Is the room used for any other activities? What are they?
- ? Could you tell what activity is about to take place just by looking at how the room is set up?
- ? What changes take place in the room to allow worship to happen?

Things to do: you might choose to do one or two of these activities or a similar one which fits with your school.

- ◆ Draw a diagram of the room in which Collective Worship takes place. Who sits where? What things are added or taken away for the worship to happen?
- ◆ What Christian artefacts and symbols are used during worship? Could you draw them and talk about why some Christians believe these objects are important to them?
- ◆ You might take your turn at helping to set up the room for worship. For example you might set up the staff chairs, get out the OHP, place the special cloth and symbols in a central place or whatever your school does to get ready for worship.
- ◆ If you wanted to spend some quiet time at home thinking about God and people, where would you go? What are the things around you that might help you think?

A Sense of Community:

Who are we worshipping with?

This section helps us to think through the idea of collecting together as a school community each day to worship.



Questions to ponder



- ? Sometimes we reflect, think and pray by ourselves.
- ? When might some people feel the need to do this?
Sometimes we meet in a bigger group. We collect together to worship and think. This is what we do in every school in England. Every day we collect together to worship:
- ? Why might it be important for the school community to come together for Collective Worship every day?

Things to do: choose to do one or two of these activities or a similar one which fits with your school.

- ◆ What is the pattern of worship in your school throughout the week? What part of the day do you have worship and what are the different groupings for worship? Make a poster which will help other classes to know the pattern of school worship.
- ◆ Write a prayer giving thanks for children who attend your school. You might be able to read the prayer at Collective Worship.
- ◆ Take some photos of children in your school and make a PowerPoint which could be used during worship when a prayer is said for your school community.

A Sense of Wonder:

How do we talk to God?

In this section we think about some of the ways we can talk to God. We consider why it might be important to have times in our worship when we can be still and think. We also explore why we might sometimes need to be active in our prayer response.



Questions to ponder



- ? Why might people feel a need to talk to God?
- ? How do you feel during Collective Worship when you have time to sit and think?
- ? Have you tried walking around your school grounds by yourself just thinking. How does it feel?


Things to do: you might choose to do one or two of these activities or a similar one which fits with your school.

- ◆ With your group make a prayer tree on which pupils could hang their prayers throughout the week.
- ◆ Go for a walk around the school grounds and think about all the things about your school that makes you feel happy and safe.
- ◆ Find a place in your school or surroundings which is a special place for you. Draw a picture of it and write down some words which remind you of why that place is special.
- ◆ What are the sounds that give you a sense of peace or contentment? You may try listening to a whole range of sounds from nature . Download these sounds from the web and explain to your partner how these sounds make you feel and why these sounds are important to you.

A Sense of Christian Tradition:

Where do we find our resources?

In this section we explore some prayers that have been written by Christians from a long time ago. We also think about the Lord's Prayer, its meaning and the types of places where it might be used.



Questions to ponder



- ? Can you find prayers that others have written?
- ? Does your school have a school prayer book to which children contribute ?
- ? Do you know any prayers written by people a very long time ago?
- ? Which prayers would you like to say for yourself?

Things to do: you might choose to do one or two of these activities or a similar one which fits with your school.

- ◆ Look through some prayer books and find a prayer that could be used at the following times: when we are happy, when we are sad, a prayer for the beginning or the end of the day, a prayer for our family or friends. You might want to photocopy these prayers or type them out .
- ◆ Our moods often change throughout the day and depending on our experience, illustrate a prayer that might help pupils with their specific mood/experiences.
- ◆ Learn the Lord's Prayer and find suitable pictures on the web to illustrate this prayer. You might make a power point presentation and use it during worship.
- ◆ The Lord's prayer is said by Christians from around the world. Could you find a copy of this prayer in other languages or find someone who could say the Lord's prayer in another language? Why might it be important for people to be able to say this prayer in their birth language?
- ◆ Write or find a prayer that could be used when a candle is lit at the beginning of your school worship. Could you read this prayer at worship?

Lighting the Candle Bronze Level

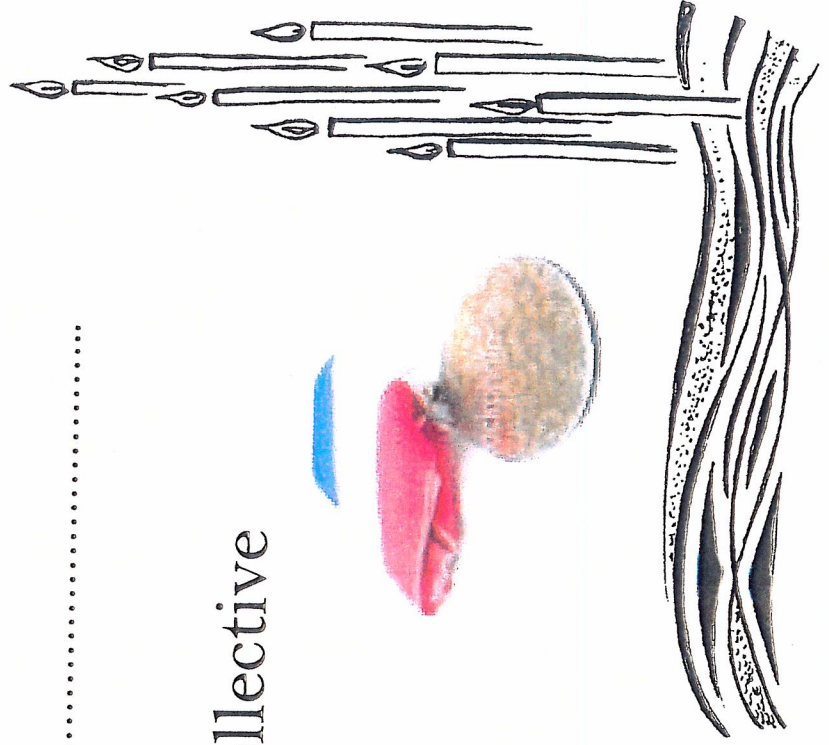

This is to confirm that

.....

Has completed a course as a Collective
Worship Leader



Diocese of Truro
Board of Education





SILVER

A Sense of Space:

Where are we worshipping?

In this section we consider how other pupils feel about the space where they worship. We also experiment with how we can create space which helps us to reflect on the theme of the worship.



Questions to ponder



- ? How do aspects of the room affect how you feel when you enter this space for worship?
- ? What is the visual focus that you notice as you prepare to worship? Does this Focus change throughout the year?

Things to do: you might choose to do one or two of these activities or a similar one which fits with your school.

- ◆ Devise a simple questionnaire to find out how other pupils in your class feel about the place they worship.
- ◆ Use the results of your questionnaire to help you create a space for worship in your classroom which meets the needs and wishes of your class.
- ◆ Taking the Collective Worship theme for the week what worship focus could help you create and enhance the theme?
- ◆ Create a worship focus for a particular Christian Festival e.g Christmas, Pentecost.

A Sense of Community:

Who are we worshipping with?

This section helps us to think about how whole school worshipping together differs from class based or key stage worship . We think about who makes up our school community and how children at different ages have different needs.

Questions to ponder



- ? How many children go to your school? How many classes make up your school? What is the age range of the children who go to your school?
- ? Who else is part of your school community and when do they come into worship? Does this make worship feel different?
- ? How might you help a new child at your school to feel confident about coming to Collective Worship?

Things to do: choose to do one or two of these activities or a similar one which fits with your school.

- ◆ Take a visit to the classroom of the youngest class in your school. What type of things have the children been doing? How does it differ from your own classroom and class activities? Using the information you have gathered, with the teacher devise and lead an age appropriate act of worship for this class
- ◆ Find out what songs for worship the younger children know and like. Now make up hand actions to one of those songs which will help the younger children remember and think about the song. You might like to teach this to that group of children.
- ◆ In each school there are different themes for Collective Worship throughout the year. Find out who is responsible for drawing up the themes in our school and look at what the themes are for a term. Which of these themes make a difference to your school community? What other themes would you like included?
- ◆ Create a poster for classrooms which tell children what the theme for Collective worship is for one of the weeks.

A Sense of Wonder:

How do we talk to God?

In this section we look at some ways in which we might reflect on the theme of the Collective worship. We look at ways to help us be calm and ready for worship

Questions to ponder



- ? When you sit quietly for a few minutes what sounds can you hear?
- ? How difficult is it to just sit and be still and ready to listen?
- ? Are there any physical actions or repetitive tasks that help you to think or pray? E.g holding an object; taking a walk

Things to do: choose to do one or two of these activities or a similar one which fits with your school.

- ◆ Use some lighted candles and place safely in the middle of a circle of children. Choose a news item that has brought sorrow, sadness and darkness to some people that week. Think or pray quietly about this issue and then talk to the person next to you about what might bring light and hope to the situation.
- ◆ Give everybody in your group a pebble. Spend time looking at it and feeling it. The pebble has been on an incredible journey throughout time and has changed shape as it has been weathered by the elements. Think about how you have changed over the years since coming to school. What changes have been good? What changes have we found difficult? Place the pebble in some water and think about all those changes that have washed over your life. You might now like to talk to God about some of those changes or think about them quietly in your mind.
- ◆ Create your own Act of Collective Worship on an environmental issue and include a physical action through which people can express commitment or intention. For example you might get people to stick a post-it sticker on a globe as we think about different parts of the world. Or you might give everybody in your group a piece of "rubbish" which they eventually place at a central location to create something "beautiful" and "transforming" during a quite reflective time. Did doing something physical during Collective worship help you to reflect? How did others feel?

A Sense of Christian Tradition:

Where do we find our resources?

In this section we look at where we find resources to enhance our Collective Worship. We look at hymns and religious songs, stories and prayers.



Questions to ponder



- ? What are your favourite hymns or songs?
- ? When and how is music used in your worship?
- ? How does music make a difference in worship?
- ? What types of music are suitable to play before and after worship?

Things to do: choose to do one or two of these activities or a similar one which fits with your school.

- ◆ Find songs and hymns which are suitable for: Christmas, Easter, Harvest, Pentecost. What songs could you sing at the beginning and end of the school year? What songs would you sing when thinking about the environment or world peace?
- ◆ Do some research to find out what are the “top ten” favourite hymns and songs of your school.
- ◆ Select a new song for your school to learn or learn to sign one of your hymns through makaton.
- ◆ Create a dance or movement to a song/piece of music which will help you and others reflect on the theme of the worship.
- ◆ Listen to a sung version of the Lord’s Prayer and add hand actions to emphasise its meaning.
- ◆ With adult help select some music which might be suitable to play as children come in to Collective Worship where children will think about an environmental issue. Did other children find it a helpful piece of music to help them think about the theme?

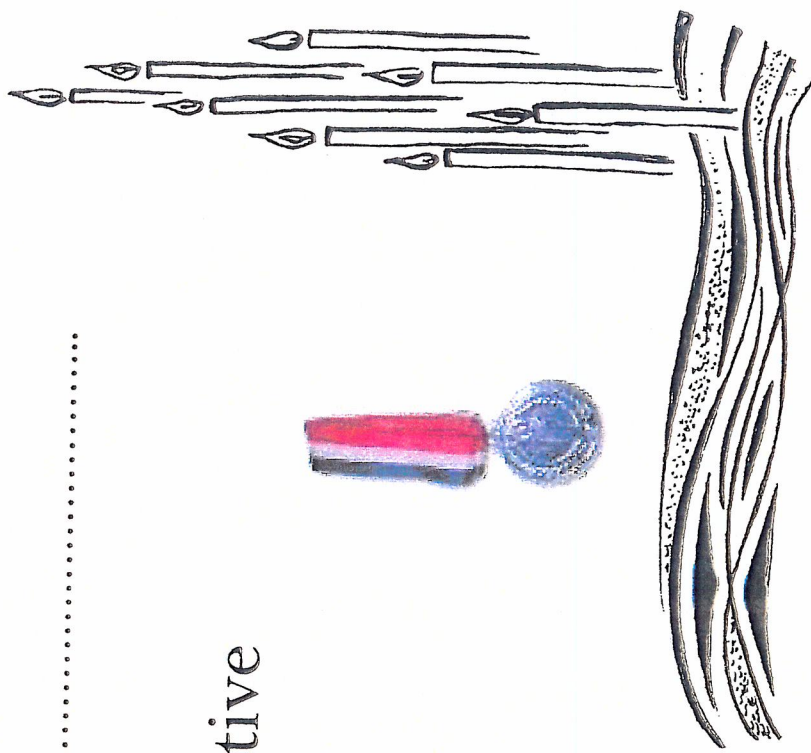
Lighting the Candle Silver Level

This is to confirm that

Has completed a course as a Collective
Worship Leader



Diocese of Truro
Board of Education





GOLD

A Sense of Space:

Where are we worshipping?

In this section we reflect upon how religious buildings help create moods for worship. We also look at spaces in the natural that might help us to worship. We use this knowledge to help us create different spaces in which worship can be held.

Questions to ponder



- ? How might religious buildings help the worshipper think about God?
- ? What are the things in the natural world make you think about God?
- ? Do you feel most comfortable in a large open space or do you feel secure in an enclosed space?
- ? How does the space you're in affect your worship?

Things to do: choose to do one or two of these activities or a similar one which fits with your school.

- ◆ Visit a local church. Sketch the things in the building which help Christians to worship?
- ◆ Design a permanent worship space for your school. Think about how you would use all of your senses in this space.
- ◆ Walk around the school grounds and find a suitable place where your class or school could worship. Create an act of worship which would enable people to worship with some of their physical senses in that space? E.g. what can you see, smell, touch?
- ◆ Plan a prayer garden/reflective area for your school. [www.rewp..] Create the designs and say how it would be used. Remember to use all of the senses.
- ◆ Create a walk around the school grounds identifying suitable places for people to stop and reflect. Design some laminated reflection cards that can be put in those places.
- ◆ Create a space in which a Communion service might take place for your school.

A Sense of Community:

Who are we worshipping with?

In this section we look at what happens when people from the community join us for worship. We reflect on how it feels when we join the local church or a Diocesan event for worship



Questions to ponder



- ? How is Collective Worship different when led by people from outside the school community?
- ? How is it different when visitors join our Collective Worship?
- ? What do you remember about a visit to Church/Cathedral worship with your school for a special event e.g. Education Sunday. How did it make you feel?

Things to do: choose to do one or two of these activities or a similar one which fits with your school.

- ◆ Work with your local vicar to produce an act of worship on a theme of your choice which might take place in school or in church.
- ◆ Produce guidelines which might be helpful to visitors when leading worship in your school.
- ◆ Invite a local group e.g. toddlers or senior citizens to an act of worship which you have planned especially for them.
- ◆ Walk around your local community with a digital camera and take pictures of things you might want to pray about. Write prayers to accompany your pictures.
- ◆ Find the website for your local Cathedral and find out about worship that takes place there. It might be possible for you to visit with your class. What questions would you like to ask a member of the Cathedral Clergy? You might like to write a letter to a member of the Cathedral staff.
- ◆ With an adult's help create and lead an act of Collective Worship which demonstrates that you understand that children of different ages have different needs.

A Sense of Wonder:

How do we talk to God?

In this section we think about ways in which people worship and respond to God. We explore a range of prayer styles.



Questions to ponder



- ? When Christians pray they talk to God. How might they do this? How might they also listen to God?
- ? Can you think of people who have listened to God? (Think about the story of St Francis)
- ? Why do some people use silence in prayer?
- ? What helps you and others to pray?

Things to do: choose to do one or two of these activities or a similar one which fits with your school.

- ◆ Create an expressive dance or a piece of music for use in school worship.
- ◆ Use image and sound to enhance the use of a Psalm for Worship e.g Psalm 23 or Psalm 8. How might this Psalm help us to pray to God?
- ◆ Research the National Gallery website for paintings which will illustrate a particular Bible story. Retell the story during Collective Worship using the pictures. How do these pictures help you to reflect/think about God?
- ◆ Choose a poem or meditative reading which might help you to talk or listen to God during worship.
- ◆ Take a newspaper or internet news to make a wall collage of concerns for prayer.
- ◆ Create an interactive reflective area where fellow pupils can go to pray or think. What resources might you need in it?
- ◆ Invite one of the local clergy to explore with you hand gestures and postures i.e. kneeling that are used in Traditional Anglican Worship, in particular the Communion Service.

A Sense of Christian Tradition:

15

Where do we find our resources?

In this section we look at Biblical and Liturgical resources which might inform and inspire our worship.



Questions to ponder



- ? How does worship in your school reflect the Christian Year?
- ? Why might it be important to have a pattern?
- ? Why might Christians read or listen to Bible stories during worship?

Things to do: choose to do one or two of these activities or a similar one which fits with your school.

- ◆ Choose Bible stories or passages which could be used at : Christmas; Easter; at a sad time; at a happy time and when thinking about world peace.
- ◆ Look at Bible stories in different translations and choose an appropriate version for two different age groups in your school.
- ◆ Create a drama interpretation of one of the Bible stories and act it out during an act of worship.
- ◆ Create a prayer with responses which could be used in Collective Worship at a special time e.g. Harvest.
- ◆ Look at some services from the Anglican book of Common Worship and find some liturgical greetings, confessions and intercessions which might be possible to use in school.
- ◆ With your local clergy look at the structure of the communion service and then devise a communion service which can be used at your school. You might be able to take part.

Lighting the Candle Gold Level

This is to confirm that

_____

Has completed a course as a Collective
Worship Leader



Diocese of Truro
Board of Education

